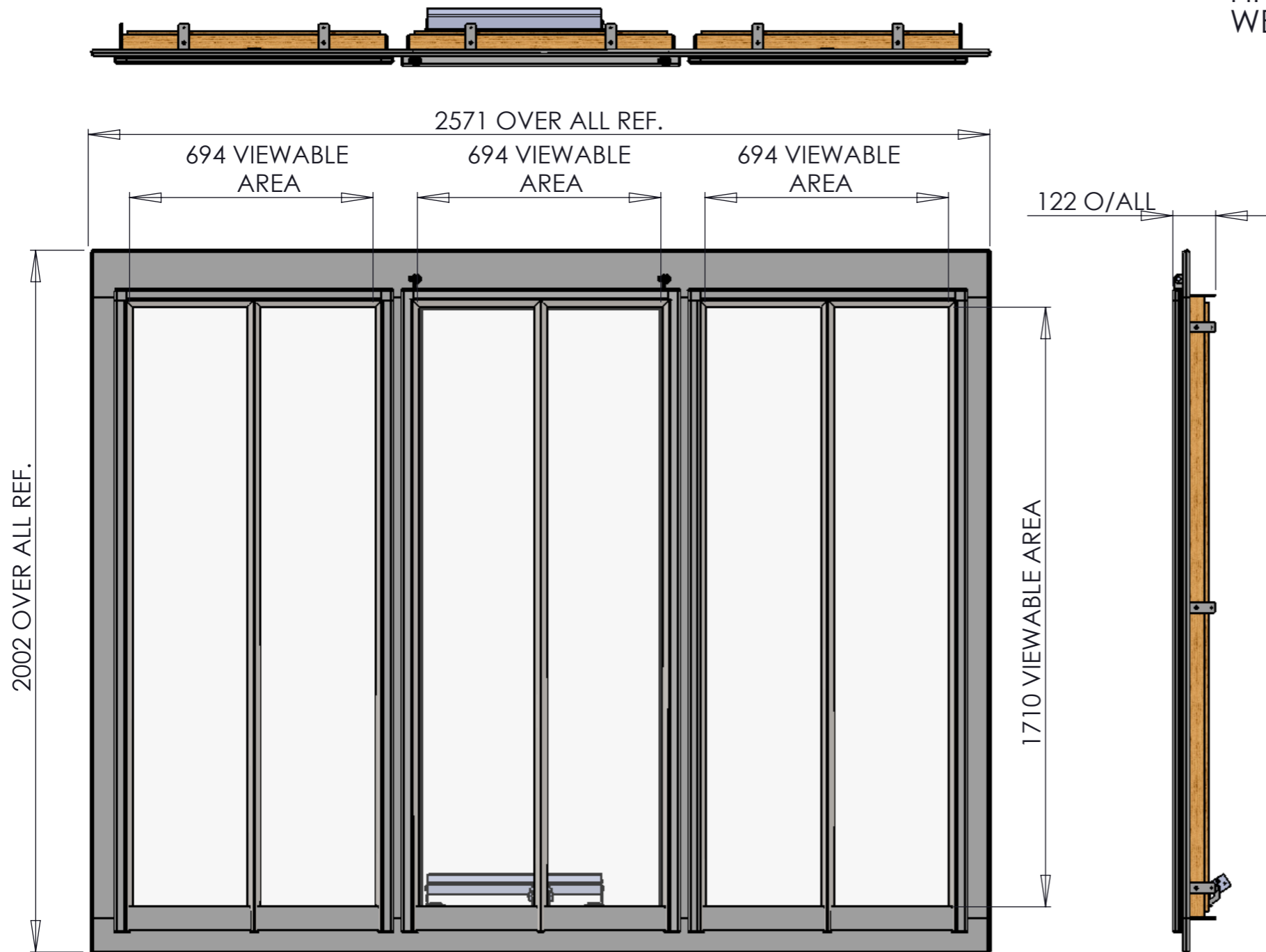


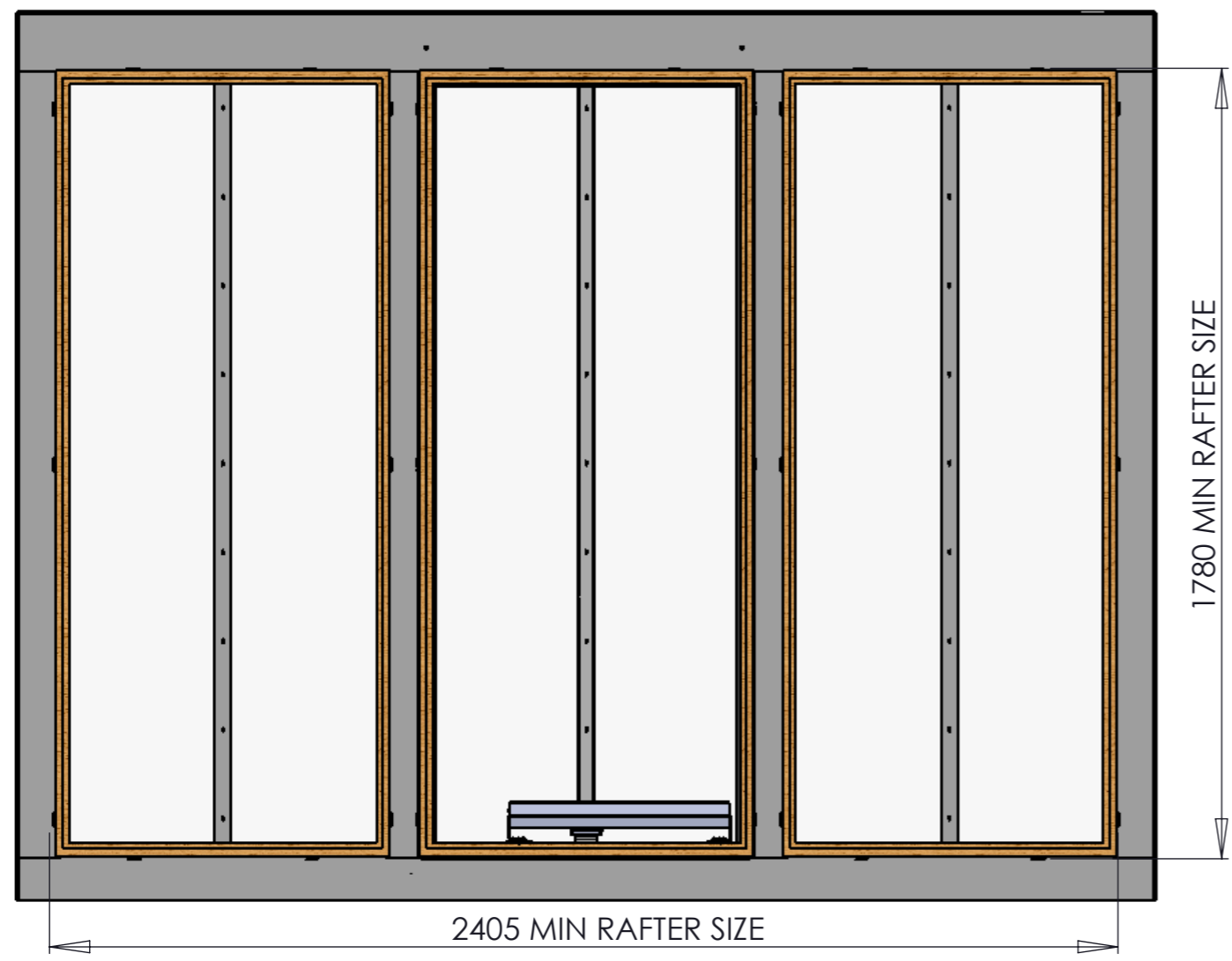
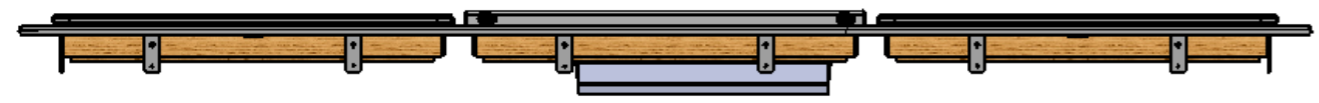
FINISH: POWDER COAT RAL 9005 BLACK
 WEIGHT: 182.01Kg



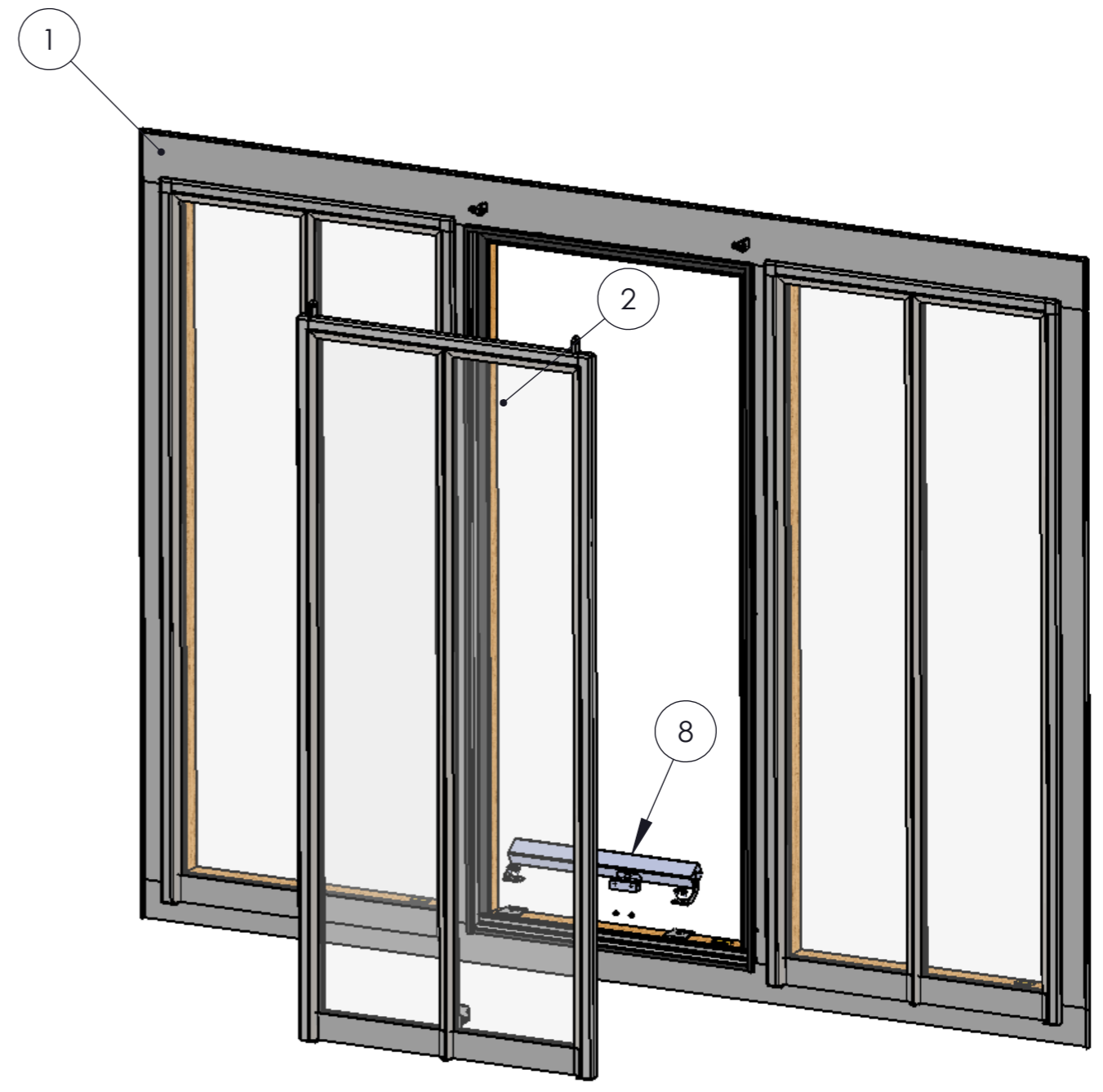
VIEW SHOWING WINDOW
 IN FULLY OPEN POSITION

ITEM NO.	PART REF.	QTY.
1	OPENING Outer Frame GA	1
2	OPENING Casement GA	1
3	ISO 7045 - M6 x 10 - Z --- 10N	6
4	ISO 7047 - M6 x 10 - Z --- 10N	2
5	FIXED SHUT - Glass Divider Assembly	2
6	Double Glazed Unit Assembly	4
7	OPENING Soudal Silicone Sealent Bead	4
8	KA 34_54-500 D+H CHAIN DRIVE	1

	NAME	DATE	MATERIAL: ZINTEC STEEL	Sheet Scale: 1:15
DRAWN	SHAUN COUCH	03/06/2010		SHEET 1 OF 2
APPROVED			PART REF: OPENING Rooflight Assembly - 1 GLAZING BARS	
LUMEN ROOFLIGHT UNLESS OTHERWISE SPECIFIED DIMENSIONS ARE IN MILLIMETERS ANGLE ±0.5° / 0.0 ±0.25mm / 0.00±0.1mm / 0.000 ±0.05mm		TEL. (08453) 308859	TITLE: BESPOKE OPENING ROOFLIGHT	
		FAX. (08453) 307260	2 FIXED CASEMENTS & 1 OPENING CASEMENT COMPLETE WITH 1 GLAZING BAR - REF. BEECHEY	
	SIZE: DRWG No.			Rev No.
	A3	TUS450GA		1



VIEW FROM ROOM SIDE OF WINDOW



EXPLODED VIEW OF CASEMENT FITMENT

	NAME	DATE	MATERIAL: ZINTEC STEEL	Sheet Scale: 1:15
DRAWN	SHAUN COUCH	03/06/2010		SHEET 2 OF 2
APPROVED			PART REF: OPENING Rooflight Assembly - 1 GLAZING BARS	
LUMEN ROOFLIGHT		TEL. (08453) 308859 FAX. (08453) 307260	TITLE: BESPOKE OPENING ROOFLIGHT 2 FIXED CASMENTS & 1 OPENING CASEMENT COMPLETE WITH 1 GLAZING BAR - REF. BEECHEY	
UNLESS OTHERWISE SPECIFIED DIMENSIONS ARE IN MILLIMETERS ANGLE ±0.5° / 0.0 ±0.25mm / 0.00±0.1mm /0.000 ±0.05mm			SIZE: DRWG No. A3 TUS450GA	Rev No. 1