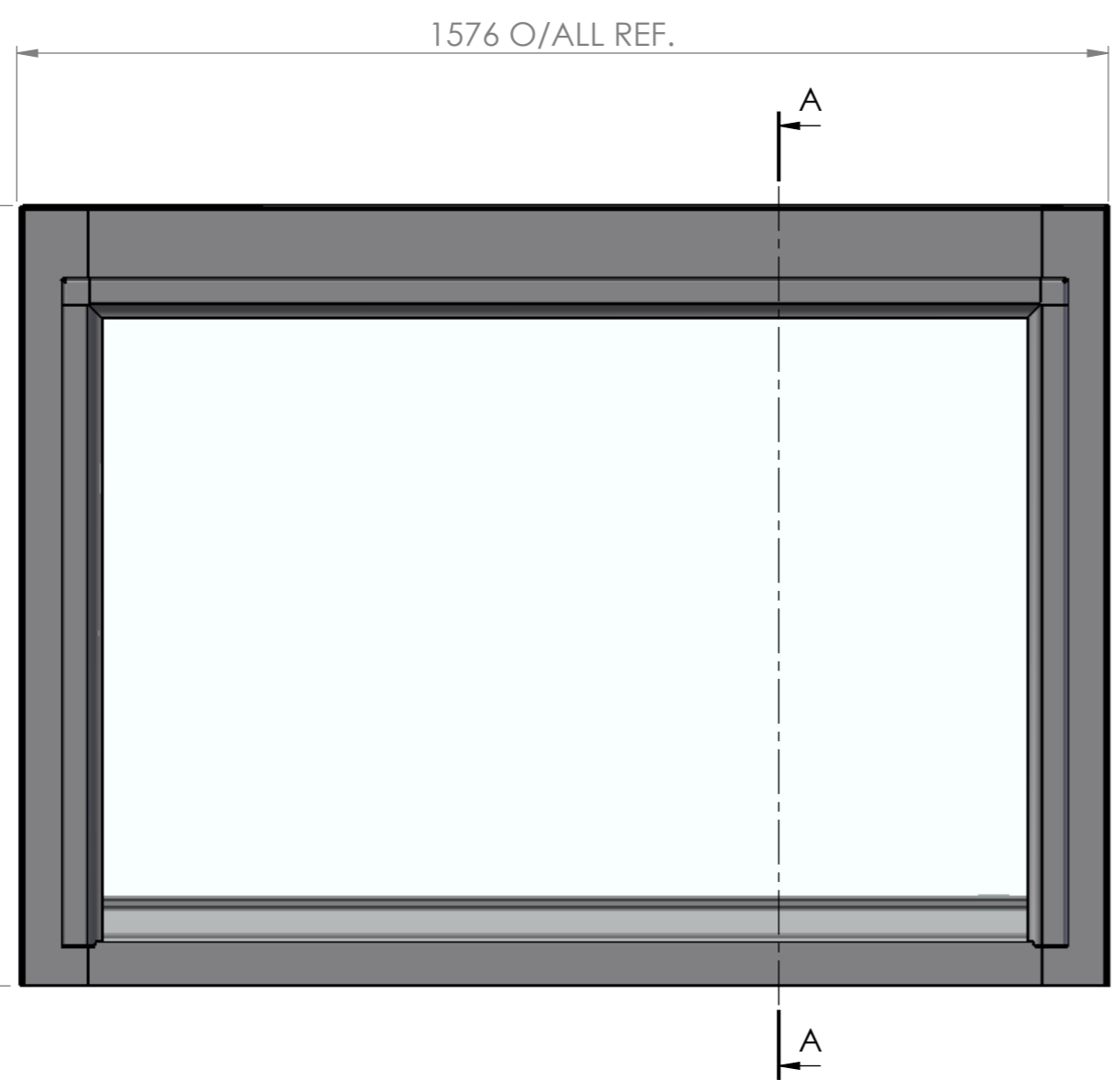
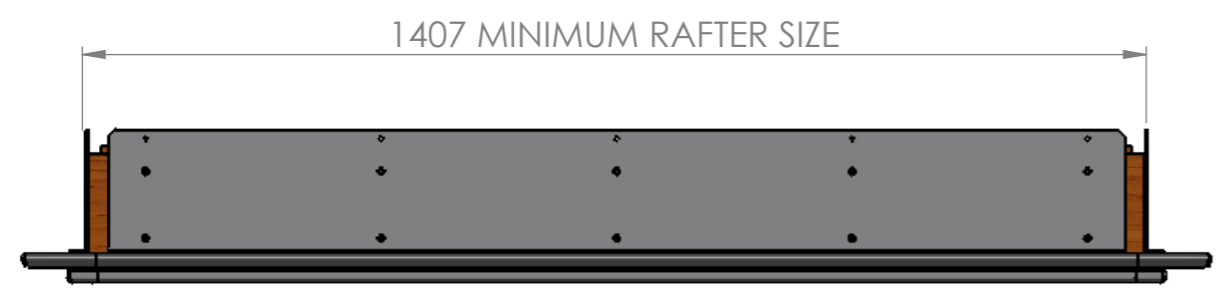


GENERAL INFORMATION  
 3RD ANGLE PROJECTION  
 DO NOT SCALE - IF IN DOUBT, ASK  
 REMOVE ALL SHARP EDGES AND BURRS

ITEM NO.	PART NUMBER	DESCRIPTION	QTY.
1	LUM1407A	OUTER FRAME GA	
2	LUM1408P	DOUBLE GLAZED UNIT	

TOLERANCES UNLESS OTHERWISE SPECIFIED

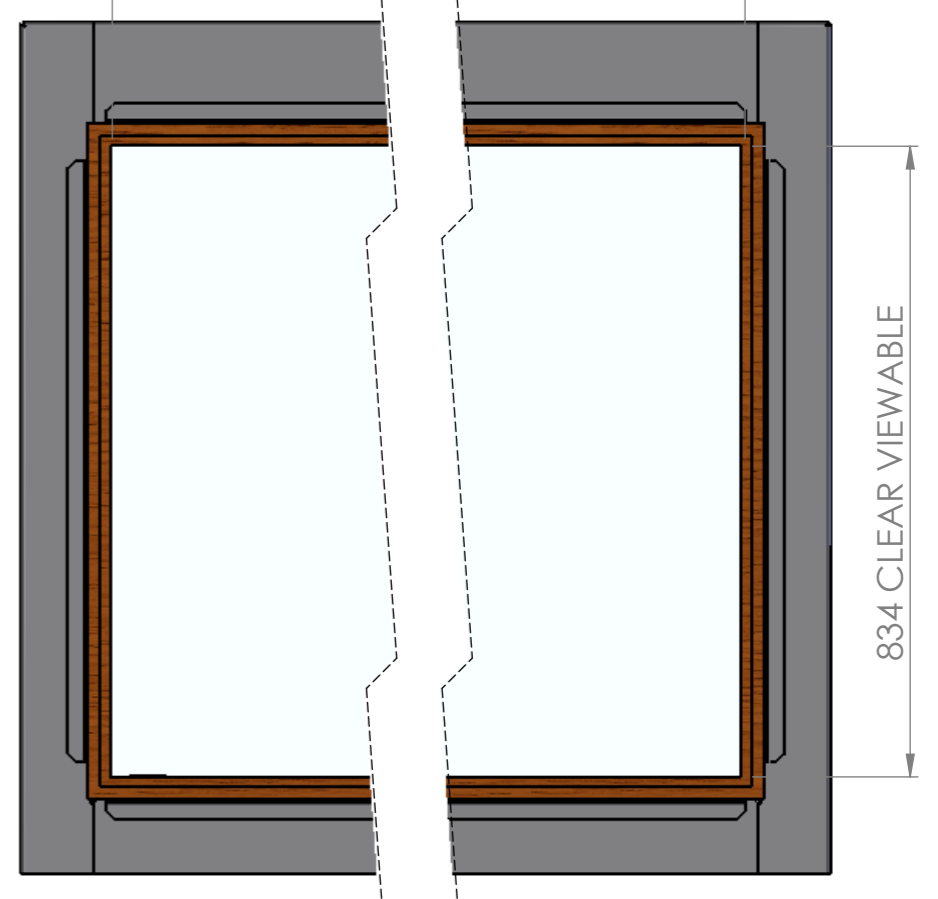
LINEAR - 0 DECIMAL PLACES	±1.0mm
LINEAR - 1 DECIMAL PLACES	±0.50mm
LINEAR - 2 DECIMAL PLACES	±0.15mm
ANGULAR	±1.0°
SURFACE FINISH - GENERAL	3.2 µm
SURFACE FINISH - MACHINED	1.6 µm
SURFACE FINISH - GROUND	0.4 µm
SURFACE FINISH - POLISHED	0.2 µm
SCREW THREAD - INTERNAL	6H
SCREW THREAD - EXTERNAL	6g



SECTION A-A



1339 CLEAR VIEWABLE



**LUMEN**  
 ROOFLIGHT

THE INFORMATION CONTAINED IN THIS DRAWING IS THE SOLE PROPERTY OF LUMEN. ANY REPRODUCTION IN PART OR AS A WHOLE WITHOUT WRITTEN PERMISSION IS STRICTLY PROHIBITED

SHEET: 1 OF 1 - A3  
 DATE: 28/03/2014 UNITS: mm; kg

DRAWN: S.C  
 SCALE: 1:10  
 WEIGHT: 79

TITLE: BESPOKE FIXED SHUT ROOF LIGHT GA  
 REF: 92-LITTLE SA. REF:

MATERIAL: MILD STEEL  
 TREATMENT:  
 FINISH: SHOT BLAST TO SA2.5 & POWDER COAT PZ790 SYSTEM RAL. 9005 BLACK

PART TYPE: BESPOKE  
 PART REF: LUM1406A  
 DRG. No. LUM1406A ISSUE: 1